



COLOREMOTION

TROVA LA TUA ISPIRAZIONE

A modern interior scene featuring a grey wall with a diagonal orange line, a white brick wall, and a large circular graphic overlay. The graphic consists of concentric circles in grey, orange, pink, and yellow. The text 'COME ABBINARE IL GRIGIO' is centered in the grey circle. The background includes a black metal shelving unit with plants, a vase of pink flowers, a lamp, and a floor lamp.

COME
ABBINARE
IL GRIGIO



COME
ABBINARE
IL GRIGIO



COLOREMOTION SYSTEM

è il sistema di organizzazione cromatico di MaxMeyer basato sulle caratteristiche emozionali e percettive del colore.

MaxMeyer interpreta il colore come protagonista di ogni ambiente, capace di creare il proprio stile e determinare un'atmosfera che influisca su **comfort, benessere** psicofisico, **accoglienza** e **vivibilità** in ogni ambiente della casa.

Fra i **1428** toni della ColorEmotion Collection ne abbiamo selezionati **135**, raggruppati in **45 Armonie** concepite quali suggerimenti d'abbinamento per creare progetti d'interior di grande stile, eleganza e personalità, sempre in linea con le attuali tendenze colore.

Quando in armonia fra loro, pareti, pavimenti, mobili e tessuti danno vita agli ambienti interni grazie alla propria policromia. Con le 45 proposte di abbinamento, MaxMeyer semplifica il coordinamento dei colori facilitando il connubio fra i toni dei complementi d'arredo e quelli delle pareti.

In ogni uscita di questo magazine scopri una selezione di Armonie che ti suggeriscono come abbinare ogni volta un colore in particolare da cui trarre ispirazione per rendere i tuoi ambienti unici e in linea con i tuoi gusti!

Attraverso i cerchi concentrici hai una prima idea di come questi toni si abbinino perfettamente fra di loro.



Due differenti toni di grigio a cui dare energia attraverso un rassicurante rosa pastello in grado di amalgamare e valorizzare il contrasto fra luce e ombra

ARMONIA

1

MAX19
0324

Camma

MAX19
1421

Arsenico



MAX19
1424

Grigio ghiaia



Il grigio come trait
d'union fra ocra
ambrato e rosa antico:
un tocco di classe al
tuo interior design in un
delicato equilibrio che
è puro stile, piacere
e bellezza

ARMONIA

8



MAX19
0407



Infantile

MAX19
0145

Illuminazione

MAX19
1417

Grigio
cemento





ARMONIA

16

Crema, rosa confetto
e un grigio che strizza
l'occhio alla carta da
zucchero: così si crea il
connubio fra profondità
e leggerezza di cui ogni
spazio interno ha
bisogno



MAX19
0472

Rosa
di Pistoia

MAX19
0134


Lettera
dal passato



MAX19
1311

Grigio calcestruzzo





La dolcezza dei toni
che intrecciano il
proprio gusto: *Nebbia*
per le superfici più
ampie, *Aurora* per le
pareti secondarie, *Fuso*
maggiore per dare
intensità ai dettagli

ARMONIA

25



MAX19
1317

Nebbia

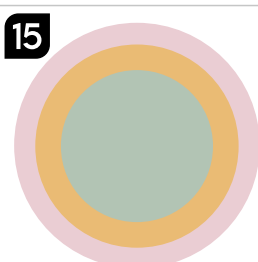

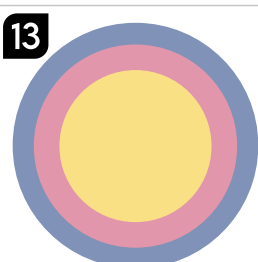






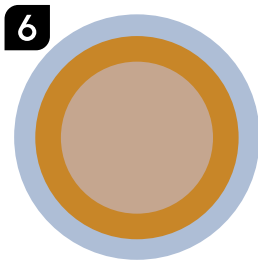





MAX19
0155

Aurora

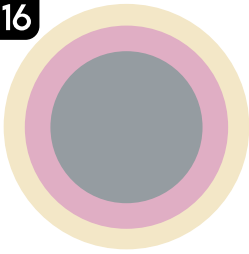
MAX19
1145

Fuso
maggiore






16



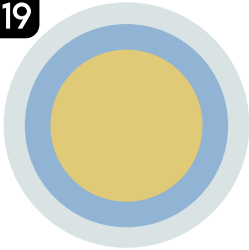
17




18




19




20




21




22




23




24




25



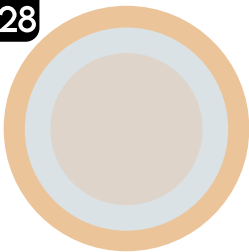
26




27




28



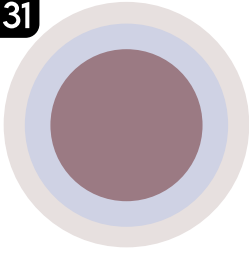
29




30




31



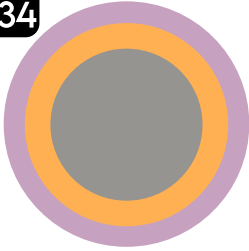
32




33




34




35




36




37




38




39




40




41




42




43



44




45



Ecco i **135** codici riferiti ai colori delle **45 Armonie** presenti nelle pagine precedenti: trovi ognuno di questi nella nostra mazzetta disponibile in negozio. Ti basta scegliere il colore che desideri!

N.B: I colori riportati nelle pagine precedenti hanno subito un processo di grafica e stampa. Verifica il tono definitivo sulla mazzetta, che rappresenta un campione pressoché pari al vero.

| | | | | |
|---|---|---|---|---|
| 1 MAX19-1424 MAX19-0324 MAX19-1421 | 2 MAX19-1107 MAX19-1263 MAX19-0184 | 3 MAX19-1310 MAX19-1177 MAX19-1181 | 4 MAX19-0967 MAX19-1164 MAX19-0150 | 5 MAX19-0142 MAX19-0617 MAX19-0042 |
| 6 MAX19-0570 MAX19-0167 MAX19-0303 | 7 MAX19-0773 MAX19-0771 MAX19-0430 | 8 MAX19-0145 MAX19-1417 MAX19-0407 | 9 MAX19-0177 MAX19-1159 MAX19-0746 | 10 MAX19-0323 MAX19-646 MAX19-0622 |
| 11 MAX19-0418 MAX19-1142 MAX19-0456 | 12 MAX19-0247 MAX19-0404 MAX19-0587 | 13 MAX19-0577 MAX19-0450 MAX19-0129 | 14 MAX19-0158 MAX19-0291 MAX19-1262 | 15 MAX19-0443 MAX19-0157 MAX19-0815 |
| 16 MAX19-0134 MAX19-1311 MAX19-0472 | 17 MAX19-0162 MAX19-1143 MAX19-0463 | 18 MAX19-1161 MAX19-0021 MAX19-0236 | 19 MAX19-0645 MAX19-0640 MAX19-0094 | 20 MAX19-0641 MAX19-0425 MAX19-0232 |
| 21 MAX19-0242 MAX19-0284 MAX19-0579 | 22 MAX19-1422 MAX19-0844 MAX19-0478 | 23 MAX19-0380 MAX19-1264 MAX19-0160 | 24 MAX19-1136 MAX19-0852 MAX19-0572 | 25 MAX19-0155 MAX19-1145 MAX19-1317 |
| 26 MAX19-0065 MAX19-0170 MAX19-0266 | 27 MAX19-0358 MAX19-0402 MAX19-1427 | 28 MAX19-0213 MAX19-0897 MAX19-0028 | 29 MAX19-1227 MAX19-0263 MAX19-0662 | 30 MAX19-0653 MAX19-0359 MAX19-0302 |
| 31 MAX19-0442 MAX19-0603 MAX19-0465 | 32 MAX19-1308 MAX19-0023 MAX19-0408 | 33 MAX19-1135 MAX19-0382 MAX19-0282 | 34 MAX19-0494 MAX19-0180 MAX19-1418 | 35 MAX19-1395 MAX19-0387 MAX19-0839 |
| 36 MAX19-0823 MAX19-0320 MAX19-1152 | 37 MAX19-0412 MAX19-1254 MAX19-0204 | 38 MAX19-0281 MAX19-0164 MAX19-0411 | 39 MAX19-0214 MAX19-1171 MAX19-1160 | 40 MAX19-0006 MAX19-0401 MAX19-1155 |
| 41 MAX19-1394 MAX19-1167 MAX19-0216 | 42 MAX19-1412 MAX19-0138 MAX19-0610 | 43 MAX19-0772 MAX19-0383 MAX19-1121 | 44 MAX19-1258 MAX19-0426 MAX19-0428 | 45 MAX19-0211 MAX19-0569 MAX19-0516 |





MaxMeyer

COLOREMOTION

COME
ABBINARE
IL GRIGIO

TROVA LA TUA ISPIRAZIONE



WWW.MAXMEYER.IT